

2019-2020




**VALLEY DANCE**

# VIRTUAL RECITAL INFO


**JUNE 13TH-20TH: RECORD  
VIDEOS**

**JUNE 21ST: DEADLINE FOR  
VIDEO & PICTURE SUBMISSIONS**

Due to Covid-19, our recital will be VIRTUAL this year. Each dancer will be submitting a video of them performing their recital dance. These pictures and videos will be put together into one Recital Video that will be emailed out to all participants.



Given the unique circumstances, my hope is that we can still make this a special occasion for our dancers. Dances might not look perfect, formations that we spent so much time on at the studio will not exist, but despite all of that we can still show our LOVE OF DANCE! *Let's make this FUN for our dancers!*





# TIGHT PICK-UP & SPIRIT PARADE

**SATURDAY, JUNE 13TH 10-11:30AM**


Our Drive-Thru Tight Pick-Up & Valley Dance Spirit Parade will take place in the parking lot of our new studio location!

2027 Willow Park Rd C-2  
Bethlehem, Pa 18020

We will be handing out tights & recital t-shirts at the back entrance of the building. *(All female dancers will be receiving tights as part of their costume, except for the Monday night tap class, since their costume is pants).* Cars can enter through the front parking lot, (the entrance with the two lion statues), drive around the right side of the building and continue through the back parking lot until you see us outside!

Since this is occurring during Valley Dance Spirit Week, let's make this a FUN Spirit Parade!! Wear your Valley Dance apparel or your best yellow & black (studio colors), decorate your car, have fun with it!! This is a time to celebrate all the hard work your dancers have put in this year, both in the studio and on Zoom!

Please see the next page for our Spirit Parade Map. *(I'm no map maker, so if you have any questions, please let me know!)*



BRIDGE

Keystone Street

TREES

EXIT

Tight Pick-Up



2027 Willow Park Rd

ENTER

ENTER

Willow Park Road



# COSTUMES

For the Virtual Recital & Picture Day, costumes should be worn with the provided tights and their required shoes for class.

- Ballet classes will receive Pink Footed Tights.
- Jazz classes will receive Lt Suntan convertible tights (this means there is a hole at the bottom and dancers can cover and uncover their foot...this is helpful when wearing flip flops to the studio, or in between dances so your tights don't get dirty).
- Acro classes will receive Lt Suntan stirrup tights (this is so they can dance barefoot while wearing tights).
- Any costume that involves pants will not require tights.

# HAIR & MAKE-UP

Heavy make-up is not needed for the Virtual Recital. Younger students do not need to wear any make-up at all.

For Picture Day, we will require make-up as the lights can wash them out. No heavy make-up is needed, just light blush, mascara and lipstick. More info on Picture Day make-up will be emailed out at a later date.

Hair should be slicked back in a low side part bun for all classes. Please use hairspray/bobby pins and make sure there are no fly-aways.

Any hair accessories that came with the costume should go on the LEFT side of the dancer's head.





# RECORDING RECITAL VIDEOS


There are TWO options for recording your recital video. Come into the studio at a scheduled time & Miss Maria will record your child performing their dance individually. Or record your child doing their dance at home and submit the video.

## RECORDING AT THE STUDIO JUNE 13TH-18TH

If you would like to come into the studio and have Miss Maria record your child performing their recital dance, we will be scheduling time slots from Monday, June 15th- Thursday, June 18th.

- Please reserve your time slot via our website.
- Time slots are in 15 minute increments
- Arrive to the studio 5 minutes before your time slot and please wait in the waiting room until you are called into the studio.
- Come to the studio already dressed in your costume, hair done and ready to go!
- One parent or family member may accompany dancer into the studio.
- All adults must wear a mask while in the studio. Dancers do not need to wear a mask while dancing
- Once we record the dance you are free to leave. The entire recording process should take 15 mins or less!

Classes with 3 students or less will be asked to come into the studio together so we can record the dance as a group. An email has already been sent out to those students to schedule those recording times.





# RECORDING AT HOME

**JUNE 13TH-20TH**

Recording your dancer's recital video at home should be fun! Remember, we are not looking for perfection! Below are some tips to recording your recital dance:

- Dancer's should put on their costume, tights & dance shoes. Girls, put your hair in a low side part bun. Boys, please just be sure your hair is combed nicely.
- Find a wide open, well lit space in your home, or outside! The most important part of this will be the lighting. Natural lighting will work best.
- Try to dance in front of an empty wall, or somewhere without a lot of objects in the background.
  - Don't have an empty wall? No worries! Hang a sheet or curtain over a wall and make your own backdrop.
  - Want to get real fancy with it? Decorate your back drop, have fun with it! Use the time leading up to the video recording as a chance to do some 'show prep' with your dancers.
  - However, fanciness is not needed. I understand everyone is busy, so I'm trying to keep this as easy as possible. As long as your dancers are in costume and dancing, that's all that matters!
- Using a cellphone, record your dancers doing their recital dance!
  - Music: Play music from a laptop or iPad, something separate from your phone. Do not worry about the quality of the music.
  - I will be recording myself doing each recital dance & emailing it to each class. This is so dancers have something to follow along with as they perform (performing a dance without being able to see your classmates is tricky). You can play this video on a laptop or iPad as your dancer performs and they can dance along with it! You can even just use the music off this video!



# SUBMITTING VIDEOS

Once you are done recording your dancer perform their recital dance, the last thing you have to do is send us the video!

How to submit your recital dance:

- Email it to [director@valley-dance.com](mailto:director@valley-dance.com)
- Text it to 610-298-5878
- Upload it in to our Google Drive folder (this is a good option if the file is too large to email)
  - Please see email for link to this folder

While your dancer is in costume and looking great, make sure to snap a few pictures! You can include these photos with your video submission. We will incorporate them into our Virtual Recital video!

**DEADLINE FOR VIDEO & PICTURE SUBMISSIONS IS SUNDAY, JUNE 21ST!**

***I hope to have the final Virtual Recital Video to everyone by Sunday, June 28th!!***

**Putting on a Virtual Recital involves a lot of TEAMWORK. Please be sure to submit your videos & pictures on time. If you have any questions, please contact Miss Maria.**

*In addition, if your child is having trouble with their recital dance while you are recording at home, feel free to reach out and we can schedule a time to hop on Zoom and I can help them through the dance while you record.*

Thank you!

Miss Maria

